



imagery

IMAGES ALBERTA CAMERA CLUB
EDMONTON, ALBERTA

Banner photo: By Dan Christensen



December 2010

Volume 35 - 04

INSIDE THIS ISSUE:

Alina Gortel	2
Downtown Reflections	3
President's Address	3
Program	4
Competition Themes	4
Outings	5
Devonian Gardens	6
Luminaria	
The Shadow Knows	6
Historian's Corner	7
Workshop Articles	8
Workshop Schedule	9
Competition Results	10
Plan On Spokane!	13
Contacts	14

NEXT CLUB MEETINGS (Pleasantview Community Hall, 10860 - 57 Avenue, Edmonton)

DECEMBER 2010

S	M	T	W	T	F	S
			1	2	3	4
5	6	7	8	9	10	11
12	13	14	15	16	17	18
19	20	21	22	23	24	25
26	27	28	29	30	31	

JANUARY 2011

S	M	T	W	T	F	S
						1
2	3	4	5	6	7	8
9	10	11	12	13	14	15
16	17	18	19	20	21	22
23	24	25	26	27	28	29

Meetings are held on the 2nd and 4th Thursday of each month from September to May (except December when there is only one meeting on the 2nd Thursday).

Richard Wear: Birds, Bears and Bears

Article and photo by Fred Rushworth

With his **Birds, Bears and Bears** presentation, Richard Wear led us across Canada from the Gaspé Bay Peninsula in the east, Churchill Manitoba along the Hudson's Bay in the north and west to BC/Alaska border in search of birds, bears and bears.

Richard's formal photography training is from the NAIT's Photographic Technology program but he has learned many lessons over the years from fellow photographers and field experience. Some of those lessons were at the expense of his personal dignity, like his first serious birding outing at Elk Island. In search of close up images of White Pelicans, Richard found himself dressed in camouflage gear and a belly boat alternately wallowing and mired in the soft sticky bottom of Astonin Lake while precariously balancing his camera gear. That was quickly replaced with a Zodiac inflatable boat that successfully delivered Richard and his gear to the birds with more dignity and success.

Richard's choice of gear varies according to his subject and the weather but he advised the essentials of his kit include good hiking boots, layered weather gear, an umbrella with a sturdy clip that attaches



Richard Wear, his gear and an image from his program

to his tripod, a bean bag to use as a camera support if photographing from car windows and a trash bag. The trash bag is a simple multi purpose accessory to protect his gear from the weather, provide a dry seat or allow his equipment to acclimatize to indoor temperatures without gathering condensation after a cold weather outing. Richard brought some of this gear along with him. The umbrella is invaluable when photographing the grizzlies and brown bears in the Stuart B.C./Hyder Alaska area as it is often rainy there in the fall when the salmon are running and the bear's congregate.

The image projected behind Richard is from his trip to photograph a gannet breeding colony in the Gaspé Peninsula of Quebec. With over 160,000 gannets, this area provides a plethora of photographic opportunities including courtship behavior, downy chicks, birds in flight, diving for fish or making the most ungainly low speed 'stall and drop' landings.

December 2010

Volume 35 - 04

IMAGES ALBERTA
CAMERA CLUB
Edmonton, Alberta

Richard Wear...continued

I was surprised to hear Richard say that he arrived with no game plan for photographing the gannets. When he arrived, he stopped and watched! He watched the birds environment, their interactions, the light and only then did he start to photograph. Truthfully, Richard had done some preliminary investigation. He previewed some work from other photographers; and then he looked for something entirely different.

Richard had a photograph of a gannet in flight with both the water and a sunburst in the scene. When asked, he revealed that it was taken with a wide angle lens at F16. When he includes a shot with the sun, he applies the Sunny 16 Rule—set the shutter speed to 1 / ISO with the aperture at F16 then underexpose by one or two stops. In terms of histograms, he will expose so the histogram is all the way to the right hand edge without clipping. That way, he does not get a lot of noise in the shadows and the sky won't show noise either.

Next, Richard took us to Churchill Manitoba where he photographed Polar bears as they collected, waiting for the ice to freeze so they could go to their winter hunting grounds. The hiking boots were upgraded to insulated snow boots rated for -100 C and extra layers of clothing. Richard advised you could take a one day, all inclusive trip with a direct flight from either Edmonton or Calgary for about \$1600. The Calgary dates are a better choice because they are a little later and there is a better chance of snow on the ground. It is also closer to when the bears will actually be able to venture onto the ice. Richard has also taken week-long tours in the spring to photograph the females and cubs having recently come out of their dens. Photographing polar bears can be addictive but the travel costs are quite high.

The final Bears of Richard's presentation were the grizzlies and black bears congregating in the Fish Creek area near Hyder Alaska/Stuart B.C. Late August and early September, the annual salmon run brings concentrations of bears to the Fish Creek. There are elevated viewing platforms here to provide a vantage point that allows the photographer to be both close to, and removed from the bears. This is one of the locations that Richard uses his long lenses and the typical rainy weather often sees his umbrella deployed. As always, there is never a guarantee that you will be fortunate enough to find bears on any given day but the fish bring ravens and eagles to the area as well for other photographic opportunities.

Thank you Richard for a beautify and informative tour.

A few key points from Richard's presentation:

- In sunlight, watch for the catchlights in the animals eyes.
- Turn off auto focus when photographing scenes with lots of small branches and bracket your focus to get the best focus on the animal.
- Approach wildlife by taking a few steps, upright, not crouched, and take a shot. Repeat a few steps and shoot as you approach so the animal becomes accustomed to your presence and the shutter sound. There is less likelihood of flight and 'tail-end' shots.

Follow Richard's Itinerary:

Gannets Galore Photo Safari/Workshop with Christopher Dodds in June
<http://chrisdoddsphoto.com>

One Day, all inclusive Polar bear tours from Calgary or Edmonton (Calgary departures are later and provide a better chance of snow cover for your photographs)
http://www.classiccanadiantours.com/our_tours/churchillpolarbeartour

Bears of the Stuart B.C. / Hyder Alaska: end of August / early September
http://www.fs.fed.us/r10/ro/naturewatch/southeast/fish_creek/fishcreek.htm

Alina Gortel's Recovery

By Fred Rushworth

Alina Gortel has made enormous steps in her recovery from a serious head injury she sustained in August. She and Zbigniew were weeks away from a trip to Italy when she crashed her bicycle in the river valley. This past weekend, she spent her first full weekend at home on a weekend pass from the Glenrose Rehabilitation Hospital. This is incredible news since her early prognosis was very bleak. Alina is currently undergoing intensive daily physiotherapy but she is now walking and climbing stairs with assistance.

Zbigniew and Alina pass along their heartfelt thanks to all of their friends for their support, hospital visits and words of encouragement through this trying time.




Downtown Reflections - A Whole New World

by Kate Witkowska

The bitter-sweet weekend of November. The one where we get a precious, extra hour of sleep while having to give up the last remnant of summer, the long-lit days. On 6th November, my alarm rang at an unusual Saturday time: 5:30 a.m. For the first time I could hear the city sleep; No one was audibly awake in my building, no bus rushed through the streets, no pedestrian scurried through the shadows.

My friend and I reached the parkade on Rice Howard Way well before the scheduled start time. Both of us were attending this outing for the first time, and as we began our dizzying, car-powered ascend to the top, our curiosity grew. Who knew that it had ten levels?!?! But that was just the first surprise.

We reached the destination and set to survey the surroundings. It was an unusual November morning, with temperatures still above zero, but mitts, scarves and hats were undeniably necessary. We said our hellos to the other members of the club and, without further redo, began to set up. Soon, a silent game of tripod chess commenced, with everyone moving listlessly through the darkness to check mate the perfect reflection. The night meant silence, broken only by the beeping of camera timers and the nervous comment about the approaching clouds.



"A Whole New World" By Kate Witkowska

The break of dawn brought a different mood to the top-level "inhabitants". Pleasant chatter and laughter filled the air, with many sharing their latest thoughts on (and buys at) the McBain Camera Trade Show. It did not matter that the sun did not provide us with top-quality reflective spectacle. Around 9:45 a.m. the clicking of the tripods being collapsed signaled the end. Breakfast at Denny's, anyone?

The outing has revealed a whole new world to me. I was mesmerized by the surreal images the reflections formed, surprising on-site and again when projected onto my computer screen. I think I found my new favourite spot. Thank you, organizers. I will definitely be back there for more.

President's Address

By Scott Henderson

Well, out with 2010, in with 2011 and the start to another great year of photography! I hope you're managing to set aside some time for photography in your life. It's pretty difficult to improve your skills if you're not spending any time with your camera!

2010 was an interesting year, especially when it comes to new camera gear! While many still cameras have offered video capabilities for year now, 2010 was the year when the holy grail of camera equipment became commonplace: the DSLR with built in high definition video capabilities. Judging by an article I read recently, these high tech wonders are still a little lacking when it comes to video, especially around their sound capabilities, but if you're already carrying your DSLR and you just need to shoot a bit of video for your own use, then they're great!

Another new bit of tech this year appeared when Olympus unveiled its "Pen" camera, which was then followed by other very compact interchangeable lens camera from Sony, Pentax, and others. This new format is basically a very small camera with no viewfinder, and often no flash, but with the ability to swap lenses. If you're looking for the flexibility of interchangeable lenses without the bulk of an SLR, these new cameras may be just the ticket.

Finally, cameras built into cell phones have continued to advance. Sony Ericsson now offers a cell phone with 8MP camera built in! Considering that 150dpi is often sufficient for a decent print, the ability to create wall art from a cell phone is dawning!

Regardless of what you're shooting with, it'll always be your composition and lighting that will make or

December 2010

Volume 35 - 04

**IMAGES ALBERTA
CAMERA CLUB**

Edmonton, Alberta



Page 3

Reflections Outing
by Gilles Simard

December 2010

Volume 35 - 04

IMAGES ALBERTA
CAMERA CLUB

Edmonton, Alberta



Donations
for the
Edmonton
Christmas
Bureau

This is the eleventh year that IACC has collected monetary donations for the Edmonton Christmas Bureau. A donation container will be made available at the December 9th meeting and all monies collected will be donated to the Bureau.

2010–2011 Program

Karrie Daly: Program Chair



Dec 9	CHRISTMAS SOCIAL EVENING & Competition
Jan 13	GUEST SPEAKER: TBA MEMBER SHOWCASE: Ray Rasmussen: Photographing People in Wilderness Settings
Feb 10	GUEST SPEAKER: Brian Gavriloff—Edmonton Journal Photographer MEMBER SHOWCASE: Emogene
Mar 10	GUEST SPEAKER: Marc Cherniwchan MEMBER SHOWCASE: Carol Rusinek: Utah Spring
May 12	GUEST SPEAKER: NAIT Student MEMBER SHOWCASE: Karrie Daly: This 'n That
May 26	IACC AGM (Annual General Meeting) 6:30PM Year-end Potluck Dinner Annual General Meeting Annual Competition Awards

Christmas Social Evening & Competition:

In December we only hold one meeting and it is a competition night. We also bring along some goodies to share and collect a donation to the Edmonton Christmas Bureau.

Please bring your photos and a plate of goodies to share December 9. See you there!

Competition Themes and Dates

By Mary Wagner—Competitions Chair

You must be a paid member by the first club meeting of the month in order to compete.

Full competition details on our website : <http://www.imagesalberta.ca/program/competitions/>

Theme	Competition Date	Registration Cutoff (by 8 p.m.)
Diagonal	December 9	December 5
OPEN	January 27	January 23
Eye (s)	February 24	February 20
OPEN	March 24	March 20
Turbulence	April 14	April 10
President's Challenge & Annual Competition President's Challenge Theme .. "My Obsession"	Apr 28	Apr 24

Please accept our apologies for a counting error. *Barry's Portrait* by Jian Guan was a tie for 3rd place in monochrome.

Sunset In Maui by Frank Giacomoni was 3rd place in digital. This caused *Alone at Sunrise* by Bob Royer, and *Sun Peaks Torch Display* by Bruce Smith to fall to fourth place. All three will be displayed on the competition gallery page in this month's newsletter.

Competition Chair, Mary



Outings 2010 - 2011



You must be a paid IACC member to attend Outings. **Pre-registration is required** and occurs at regular club meetings. If you have a suggestion for an Outing, please contact Calvin Binnema @ 780.478.5262

December 2010

Volume 35 - 04

**IMAGES ALBERTA
CAMERA CLUB**


Edmonton, Alberta

Saturday Dec 11 7PM	LEGISLATURE CHRISTMAS LIGHTS This is a family outing. Dress warm and make sure you bring your tripod. There is usually hot chocolate inside to warm you.
Saturday Dec 18 9:30 AM—1 PM	WEST END CHRISTIAN REFORMED CHURCH 10015 - 149 Street, Edmonton Photograph over 500 nativity scenes. For public (non-outing) viewing times visit http://westendcrc.ca
Jan 8 - Mar 5 2011	WINTERLIGHT FESTIVAL Photograph the 9 events of Edmonton's 2011 Winterlight Festival:
Jan 8,9	Deep Freeze Festival outdoor curling, skating, and other winter activities along 118 Avenue.
Jan 13-23	Ice On Whyte Festival (Jan 13-23): Ice sculpture carving at one of Canada's marquee ice sculpture event. Admission is \$5
Jan 22, 6:45-8:00pm	Flashpoint: Freestyle skiers compete in the spotlights at Edmonton Ski Club.
Jan 29	Illuminations: Circus Orange performs stunts, pyrotechnics at Churchill Square.
Feb 4,5	Common Ground: Aboriginal cultural events at Giovanni Caboto Park.
Feb 18-21	Silver Skate Festival: Speed-skating, snow sculptures, night lights at Hawrelak Park.
Feb 21	Family Day : Fun shows, wagon rides, family activities at Churchill Square.
Feb 25, 26	Mill Creek Adventure Walk (Artistic lighting along Mill Creek ravine).
Mar 5	Star Party: Astronomy presentations, photograph night sky away from light pollution at Elk Island Park. More Details on each event at http://www.winterlight.ca/joomla/2011-events/winter-2011-events.html
Saturday Feb 26 9AM—3:45PM	UKRAINIAN CULTURAL HERITAGE VILLAGE Follow Highway 16 east to Ukrainian Village (just east of Elk Island National Park). Meet in the main building. Dress warm, this is an outdoor shoot. Some buildings are heated, some are not. <i>Pre-Registration Including \$5.00 Fee Required</i>

Basic Courtesies For Outings

- **LET THE LEADER KNOW IF YOU ARE UNABLE TO ATTEND**
- Please sign up only if you are sure you can attend. Many have limited spaces.
- Arrive a little early so the event can start on time
- Dress for the weather
- Bring your own food and water
- Respect the venue

From Last Winter's Outings:



Silver Skate
Calvin Binnema



Dog Sled Races
David Aldana



Ice On Whyte
Fred Rushworth



Venus Rising At Star Party
Calvin Binnema

Devonian Gardens Luminaria - Dec 11 and 12

Thousands of candles light the paths of the Kurimoto Japanese Garden at Devonian Gardens in a breathtaking display - a quiet oasis of peace and light. In addition to a stroll through the candle-lit pathways, visitors can sip hot apple cider beside bonfires, enjoy seasonal sounds of a capella singers, and catch a glimpse of the magical Snow Sprites. A special Memory Lane will be available for visitors who wish to light a candle to honour of a loved one, by donation.

Parking is limited at the Garden - we encourage the use of our free shuttle service from Devon, just 5 kms south of the Garden.

The Shadow Knows and now, so do you!

By Fred Rushworth

Dan Christensen shot this image of Frank Giacomoni on the way to our Lamont Outing in September. When I saw this image in the digital submission last month, I knew I wanted it to use in place of our traditional tripod image on this month's *Imagery* banner.

I felt the image was iconic of The Photographer's early morning forays. It made great use of light, shadow and motion. I also knew that it was my car in the background and I remember thinking "Shoot, I just drove through that guy's photo!"



The Shadow Knows By Dan Chistensen

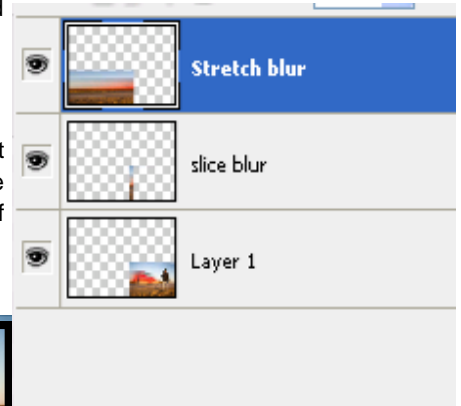
I asked Dan for the background story. Here is his reply:

That is hilarious that it's your car in the photo! Here's the "rest of the story". I saw a transport coming toward us and I wanted to get a long exposure of it going by so that it would be somewhat blurred. Well Frank saw it coming and it wasn't moving over so he got nervous and picked up and got totally off the shoulder, and then.....I missed the truck completely. So I made Frank stay there until your car went by, and to be honest the shadow was an unfortunate accident but I was happy to get the car in the image. That is the way it goes sometimes!

Dan was gracious enough to allow me to alter his image to create the banner background as well. Using PhotoShop CS3, I created a copy of the original image then just took a slice of the motion blur at the back of the car. I copied that into a new layer and used the Transpose tool to stretch that slice into the full banner width. There was some minor alignment between the original layer and the stretch blur using the Skew option in the Transpose tool. Finally, to avoid blending Dan's original image and to give him full credit for the original, I overlaid the finished banner with his original image in a black frame.

The same tools exist in PhotoShop Elements and GIMP.

Graphic lettering could have been created in Photoshop but I used Microsoft Publisher, the tool I use to produce the newsletter, to add the lettering once the banner was part of the newsletter.



Layers used to create banner



Historian Corner

by Mufty Mathewson

35 years ago, in 1975 Images Alberta Camera Club was begun with a few keen photographers who wanted to get together to foster photography.

25 years ago, in 1985,

- The club had 79 members. The meetings were held at the John Janzen Nature Center.
- We paid \$75 to have the Dissolve Unit for Slide Show repaired
- One of our Outings was at an Oilers Practise at the Coliseum on January 27th. Another was a visit to the Clifford E. Lee Bird Sanctuary in April.
- Workshops were "Existing Light" by Gerry Harris. A Macro Workshop, an Outdoor Portrait workshop and a Spiral Workshop by Gerry Harris.
- Competitions for the coming year were "Little Life"; "Aged"; "Food"; "Transportation"; "Flowers"; and "Portraiture".
- Images Alberta Camera Club members took on a project called "A Day in the Life of Edmonton." Fifty members shot the city, its people and events for twenty four hours on March 7, 1985.
- Annual Budget of the club was \$2,250.

10 Years ago, in 2000 the members of Images Alberta Camera Club had completed a book called "Edmonton, Focus 2000". Forty eight members photographed Edmonton for a full year; six months before the turn of the Millennium and six months afterwards. Some of the chapter headings are, The River, Downtown, Work, Agriculture, Industry, Family, Seasons, Children, Events, and Around Town.

Happy 35th Birthday Images, and Merry Christmas everyone. May the next 35 years continue to record the history of our city, our province and our people.

Salisbury Greenhouse Outing

By David Aldana

It was a cold November morning. The weather was perfect to stay cozy at home, but instead, a group of enthusiast photographers gathered early at the Salisbury Greenhouse in Sherwood Park for another IACC outing. We received a warm welcome and some useful directions from the friendly staff and then were let free to roam and explore.

It was difficult to choose what to shoot there: thousands of poinsettias, Christmas decorations, exotic plants, all sorts of flowers, fountains, gardening material, hardware and clothing, cactus... even a colourful parrot. You could see photographers all over the place, sometimes taking the extra-effort for "that" special shot (meaning getting into positions that any chiropractor would condemn). It was not rare to see groups of 3 or 4 sitting at the cafeteria enjoying a coffee while talking about the day's happenings.



Dog Sled Races
David Aldana

Since I volunteered to write the report for this outing, I was awarded with Rae's approval to model for a Christmas portrait. It was a great opportunity to practice some off-camera flash photography with a great model. Again, thanks to the outings committee for another successful event.

December 2010

Volume 35 - 04

IMAGES ALBERTA
CAMERA CLUB

Edmonton, Alberta

Page 7

Christmas Light Out OF Focus
By Jian Guan

December 2010

Volume 35 - 04

IMAGES ALBERTA
CAMERA CLUB

Edmonton, Alberta



Page 8

Sidebar_1_By Jian Guan

Cherie Howard Fall Fashion Shoot

By Miranda Wensel

Shortly after the IACC kick-off meeting several workshops and outings were posted and quickly filled up. Among these was the Cherie Howard Fall Fashion Shoot.

Being a first time member, I was very excited for the experience of photographing "fashion" and "fashion models." I arrived early at the Naked Cyber Cafe to find Gerry and a few others setting up lighting, and Cherie styling her models. The Naked Cyber Cafe did not disappoint - it was the perfect location for the shoot. Cherie's fashions are on the "darker" side and were very interesting and unique. Cherie was friendly and all the models were easy-going and great to work with.

About ten photographers from the IACC attended the workshop, so one can imagine how cramped and tight the shooting space was with everyone trying to get "the" shot. The photographers that came ranged from amateur to experienced but everyone was really helpful if you had a question or two (or three or more, in my case). Gerry did a wonderful job with the setup, providing different lighting effects and filters - everyone also took a turn at using the high key set up that he had upstairs.

All in all, it was a great first outing. Being able to shoot with other photographers and learn new tips and tricks is always a great experience, and something I look forward to doing again.



Photo Courtesy Gerry Wirun

Making a Book With My Publisher

By Gerry Wirun

Images Alberta Camera Club historian, past president, and more, Mufty Mathewson's unbridled enthusiasm was evident as she hosted a workshop on one of the latest passions in her photographic world, the self publishing of pro quality photo books using on-line publishers, in particular <http://www.mypublisher.com>. Having tried several different services, Mufty showed us samples of the finished books she has produced and gave us valuable information on the pros and cons of each company. Her experiences with MyPublisher have been very positive on several occasions, noting that the customer service has been excellent. Her sample books, over a dozen in all sizes, formats, and features are a testament to the quality publishing options available to today's photographers. But more than that, Mufty's sample books are a testament to her skills as a photographer, artist and documentarian. Her books have a premise, a theme, a story, and are a great showcase for her excellent images. Her love, caring, and connection with the subject of each book is evident and you immediately get the impression that her wonderful creations will stand the test of time as part of her family and personal history. So a big thanks to Mufty for an enjoyable, relaxing and informative

Technicare Imaging Ltd. Workshop

By Gerry Wirun

Cathy Columberg, of Technicare Imaging Ltd., (estore.technicare.com/index.php), aptly demonstrated their photofinishing products and services to the more than a dozen IACC photographers eager to learn how to create more professional quality enlargements. Cathy showed how easy it is for our club members to use their online ordering software www.pixportal.ca. She also answered more technical questions on software capabilities, monitor calibration, etc. She demonstrated their eagerness to provide the best service, and work one-on-one with our photographers to help them produce the finest finished images. We saw samples of different print finishes and protective laminates, and were all impressed with the possibilities of the professional metallic paper. (<http://www.kodak.com/global/en/professional/products/papers/enduraMetallic/main.jhtml>)

Cathy hinted that even more professional products and services will be available to our members in 2011, and will update us as this happens. As an introduction to their products, she generously provided certificates for up to 6 free 8 X 10's for each participant. And please note that all Images members are eligible for a discount with Technicare. So thanks to Cathy and Technicare for their continued support of our club.

Workshops 2010 - 2011



You must be a paid IACC member **and sign-up** to attend Workshops. Sign-up forms are usually available a couple of meetings ahead of the workshop and are available at club meetings

Saturday, Jan. 15, 2011, 1pm - 3:30pm,	Creative Composition - Shoot and Show" Skilled photographer and teacher, Mufty Mathewson will host this excellent learning and photo op. After a short seminar, you're out in the field to practice some of the techniques demonstrated, then back with Mufty for a valuable evaluation and critique of your images. Limit: 15 participants,
Sunday, Jan. 16, 2011 1pm - 3 pm	Basic Photo Editing And Image Enhancement For Beginners" Sponsored by the Woodvale Community League, IACC member Barry Headrick www.barryheadrickphotos.ca will present a seminar on basic photo editing and image enhancement for beginners, using Adobe Lightroom 3, and covering topics such as workflow, basic editing, raw conversion, file management, image input, output to the web, and others. Limit: 6 participants
Sunday, January 23, 2011, 1pm - 4pm,	"Do Not Delete - It's Art" Save those "trashy" images to use in Photoshop to create stunning semi/abstract images. Hands on with your own images, Colette Panaioti, www.clpimageri.ca will show how to flip, blend and enhance previous unusable pictures to create a kaleidoscope of creativity. Limit 10 participants
Sunday, February 6, 2011 1pm - 3pm,	"Lightrein- A New Leash on Light" Consultant Monty Noyes will demo the Lightrein lighting products and studio accessories, with a live model, in their Edmonton studio and production facility. Supplying professional photographers worldwide for decades, Lightrein is an icon in the Edmonton photo industry. Limit: 20 participants.
Sunday, February 13, 2011 1pm - 4pm.	"Wide Format Art Prints at Home" Colin Vince, print artist, www.itslikeart.ca will print your own images, (materials cost only), on his personal 24" wide home printer. Learn about large format printer technology, technical details, costs, printer/ink choices, presentation options, fine art papers, canvas, and other media. Limit: 6 participants.
Sunday, February 27, 2011 1pm - 4 pm,	"5 Minutes to Impact" Acclaimed photographer and IACC member Bob Bittner will demo some of his techniques on how to create images with impact in about 5 minutes. Bring a laptop and a couple of your own images and follow along. Bob's website: http://www.blueonbluephotography.com Limit: 6 participants. Co-sponsored by the Woodvale Community League http://www.woodvale.org/index.html
SPECIAL !	Lightrein Edmonton Rental Special It's an awesome deal - \$25 for a full weekend rental of a studio light and accessories, and instructions on use. (normally \$75). Check it out. http://www.lightrein.ca/content/lightrein/rental_promo.html

December 2010

Volume 35 - 04

**IMAGES ALBERTA
CAMERA CLUB**

Edmonton, Alberta

Basic Courtesies for Workshops

- **LET THE LEADER KNOW IF YOU ARE UNABLE TO ATTEND**
- Arrive a little early so the workshop can start on time
- Dress for the weather
- Bring goodies to share
- Offer to clean up

Volunteer to write an article for our [newsletter](#)

Subjects/models needed for workshop shoots. We're looking for 2-3 couples and/or families/children, for upcoming studio or environmental lifestyle shoots. No experience necessary. We also need 2-3 babies born in Sept./Oct./Nov. for a baby photo workshop next Jan./Feb. Contact Gerry 780-456-2717 for details.

December 2010

Volume 35 - 04

IMAGES ALBERTA
CAMERA CLUB

Edmonton, Alberta

O
P
E
N

T
H
E
M
E

	Small Print	
1	Echinacea	Jen Meers
2	Image 1	Rae Emogene
3	Reflection In Time	Quincey Deter



"Echinacea" By Jan Meers

	Medium Print	
1	Icicles	Frank Giacomoni
2	Blue Trim	Carol Rusinek
2	Burning Off	Carol Rusinek
3	Day Dreamer	Alora Stephanyshyn



"Blue Trim" By Carol Rusinek



"Burning Off" By Carol Rusinek



"Image 1" By Rae Emogene



"Reflection In Time" By Quincey Deter



"Icicles" By Frank Giacomoni



"Day Dreamer" By Alora Stephanyshyn

	Large Print	
1	<i>Mirrored Heron</i>	Derald Lobay
2	<i>My Father's Hands</i>	Sieg Koslowski
3	<i>Along The River</i>	Carol Rusinek



"My Father's Hands" By Sieg Koslowski



"Mirrored Heron" By Derald Lobay



"Along The River" By Carol Rusinek

	Digital	
1	<i>Fungi</i>	Carol Rusinek
2	<i>Low Tide</i>	Sieg Koslowski
3	<i>Sunset In Maui</i>	Frank Giacomoni
4	<i>Alone At Sunrise</i>	Bob Royer
4	<i>Sun Peaks Torch Display</i>	Bruce Smith



"Fungi" By Carol Rusinek



"Sun Peak Torch Display" By Bruce Smith



"Sunset In Maui" By Frank Giacomoni



"Low Tide" By Sieg Koslowski



"Alone At Sunrise" By Bob Royer

December 2010

Volume 35 - 04

IMAGES ALBERTA
CAMERA CLUB

Edmonton, Alberta

O
P
E
N
T
H
E
M
E

December 2010

Volume 35 - 04

IMAGES ALBERTA
CAMERA CLUB

Edmonton, Alberta

O
P
E
N

T
H
E
M
E

Page 12


	Monochrome	
1	<i>Before The Storm</i>	Bob Royer
1	<i>Bleak Winter Fence</i>	Bruce Smith
2	<i>Not Drivable</i>	Rae Emogene
3	<i>Damask Amethyst</i>	Lorraine Stephanshyn
3	<i>Frozen</i>	Gilles Simard
3	<i>Barry's Portrait</i>	Jian Guan



"Before the Storm" By Bob Royer



"Bleak Winter Fence" By Bruce Smith



"Barry's Portrait" By Jian Guan



"Damask Amethyst" By Lorraine Stephanshyn



"Not Drivable" By Rae Emogene



"Frozen" By Gilles Simard

December 2010

Volume 35 - 04

IMAGES ALBERTA
CAMERA CLUB

Edmonton, Alberta

Your Image here !

1.75" x 8"

175 x 800 pixels
or larger in similar ratio

Does it...?

Set a seasonal mood

Illustrate an outing

Illustrate a workshop

Compliment a theme

It could be ...

Single image

A collage

Send me your sidebars

imagery@imagesalberta.ca

I'm also looking for banners and tripod photos for the front page!

Page 13

2011 INLAND EMPIRE CHAPTER PSA SPRING SEMINAR

From information by Otto Stephens, Secretary, Inland Empire Chapter PSA

"Plan on Spokane !" photographic Seminar & Field Trips, April 2-4, 2011, at Spokane Community College . Non-profit Inland Empire Chapter PSA presents Darrell Gulin, world renowned photographer & speaker for a two day seminar – plus 3 free all-day Monday Field Trips, April 4.

DARRELL GULIN has been photographing for more than 25 years, marketing his work for the last 24 years and has been a full-time nature and travel photographer for the last 18 years. He markets his work through stock agencies, editorial markets, photography workshops, seminars and speaking engagements. His work is represented by Getty Images, Corbis, Danita Dellmont Agency, DRK Photo, Science Faction, and he is one of Cannon's Explores of Light. His photographs have been published in Outdoor Photographer, Newsweek, National Geographic, Audubon, National Wildlife, Birders World, Sunset, Nature Conservance, Popular Photography, Natures Best and many more. Darrell is the former president of the North American Nature Photography Association (Nanpa) and has been their keynote speaker. Darrell has been showcased in almost every major nature calendar, is an accomplished speaker and teacher, and was featured on five Canon photo-safari television programs where he taught actors and actresses to photograph in the field. he travels around the world capturing special moments photographically. www.gulinphoto.com

The first 25 Registrants (& their spouses) who request a specific Field Trip are accepted for that Field Trip. The three free all-day Field Trips on Monday, April 4 will be:

1. "Inside Spokane" – Cathedrals, Theaters & Davenport Hotel;
2. "Northwest Palouse" – starting along the West edge of the Palouse farming area & final Photo Stops on Steptoe Butte in the evening for a 360 degree view of the rolling hills & contoured fields:
3. "Southeast through the Palouse & into Idaho", starting along the East edge of the Palouse, into Idaho & final stops also on Steptoe Butte. All trips are lead by experienced Olympiac Camera Club members familiar with the areas.

Price is still being determined and the seminar page will be updated when available. <http://www.psainlandempire.org/seminar/index.html>. Currently, last year's seminar is still displayed so check back in a few weeks. (Last year's registration fee was \$85!).

For Sale: Olympus E-520 DSLR with 14-42mm lens, 2GB card and Camera Bag

- 10 megapixels, - In-Body Image Stabilization, Live View, Integrated Flash, Battery Charger + USB 2.0 Cable
- Can take JPG and/or RAW pictures , Up to 3.5 frames per second
- More Info: http://www.biofos.com/esystem/e520_tst.html



Price: \$349 Firm Please Contact Gilles Simard @ sijoli@shaw.ca

For Sale: Carol Rusinek does matting and framing. If you require mats for competition prints or framing for Christmas presents find her at a meeting or contact her at 780.434.0456.

For Sale: Pro Roller 1 camera case: Used only several times and in mint condition. The ultra-padded dividers let you customize the generous interior for your equipment. The heavy-duty wheel & handle system and molded plastic bumpers provide extra protection against curbs and stairs. Two removable tripod/light stand holders carry location essentials. the prop-up stand angles the Pro Roller 1 so you can access equipment without kneeling. This camera case is great for a the photographer (i.e. wedding/family) where you aren't carrying your equipment around but want easy access. Paid \$349 asking \$249. Linda Treleaven membership@imagesalberta.ca



For Sale: Manfrotto 055 tripod for sale, (\$50) and a 55 - 300mm, autofocus Sigma lens with Pentax bayonet mount for sale, (\$75.) Contact Mufty Mathewson historian@imagesalberta.ca

December 2010

Volume 35 - 04

IMAGES ALBERTA
CAMERA CLUB

Edmonton, Alberta

I
A
C
C



Page 14

"Drop" By Jian Guan

IMAGES ALBERTA Board of Directors 2010-2011



EXECUTIVE:

President	Scott Henderson president@imagesalberta.ca	780.231.0950
Vice-President	David Aldana vice-president@imagesalberta.ca	withheld
Secretary	Lorraine Stephanyshyn secretary@imagesalberta.ca	780.464.0828
Treasurer	Jason Badry treasurer@imagesalberta.ca	780.498.6258

BOARD:

Competitions	Mary Wagner competitions@imagesalberta.ca	1.780.674.3923
Equipment	Steve Sutphen equipment@imagesalberta.ca	780.492.4768
Historian	Mufty Mathewson historian@imagesalberta.ca	780.452.6224
Imagery Editor	Fred Rushworth imagery@imagesalberta.ca	780.461.9315
Membership	Linda Treleaven membership@imagesalberta.ca	780.640.3467
Outings	Calvin Binnema outings@imagesalberta.ca	780.478.5262
Program	Karrie Daly program@imagesalberta.ca	780.920.2102
Social	Bob Royer social@imagesalberta.ca	780.425.2462
Webmaster	Rae Emogene webmaster@imagesalberta.ca	780.469.6545
Workshops	Gerry Wirun workshops@imagesalberta.ca	780.456.2717

CLUB MEETINGS

Meetings are held at 8:00pm
on the 2nd and 4th Thursday
of each month
from September to May.

Location:
Pleasantview Community Hall
10860 - 57 Avenue
Edmonton, AB

Visitors are welcome to attend two
meetings to determine if Images
Alberta Camera Club is the club
they wish to join.

To compete in the monthly
competitions or attend outings or
workshops, you must be
a paid member of IACC.

If you have any questions,
please contact someone on
the Board of Directors.

Mailing Address:

Images Alberta Camera Club
PO Box 29015 RPO Lendrum
Edmonton, Alberta T6H 5Z6

IACC WEB SITE

www.imagesalberta.ca
We encourage all members
to submit samples of their work to
webmaster@imagesalberta.ca

IACC NEWSLETTER

Please submit articles
and images to
Fred Rushworth
imagery@imagesalberta.ca

Next Edition: Jan 12/11
Submission Deadline: Jan 05/11

Copyright

All material contained in this
newsletter is copyright of
the authors (unless otherwise
specified) and may not be
reproduced without permission.

ASSOCIATE MEMBERSHIPS



Canadian Association for Photographic Arts (CAPA)

www.capacanada.ca

Photographic Society of America (PSA)

www.psa-photo.org

